


PL203 - KL203

HONDA XL700V '08 TRANSALP

PORTAVALIGIE LATERALE SPECIFICO - SPECIFIC TUBULAR SIDE-CASE HOLDER
PORTE-VALESSES LATÉRAUX SPÉCIFIQUE - SPECIFISCHES STAHLROHR-SEITENTRÄGER
PORTA MALETAS LATERALES ESPECÍFICO
ISTRUZIONI DI MONTAGGIO - MOUNTING INSTRUCTIONS
INSTRUCTIONS DE MONTAGE - BAUANLEITUNG - INSTRUCCIONES DE MONTAJE



1

SUPPORTO
SUPPORT
SUPPORT
SUPPORT
SUPPORT

Q.TY n.2(10x-5x)

2

PONTE POSTERIORE
REAR BRIDGE
PONT POSTÉRIEUR
VERBINDUNGSROHR
PUENTE TRASERO

Q.TY n.1

3



VITE TEF M8x30mm
SCREW M8x30mm
VIS M8x30mm
SCHRAUBE M8x30mm
TORNILLO M8x30mm

Q.TY n.2

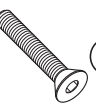
4



VITE TCEI M6x20mm
SCREW M6x20mm
VIS M6x20mm
SCHRAUBE M6x20mm
TORNILLO M6x20mm

Q.TY n.4

5



VITE TSCEL M6x40mm
SCREW M6x40mm
VIS M6x40mm
SCHRAUBE M6x40mm
TORNILLO M6x40mm


Q.TY n.2

6



FUNGHETTO Z125
SIDE SUPPORT
CHAÎME
KOFFER BEFESTIGUNGSEINSEL
BDDA


Q.TY n.2



PORTAVALIGIE LATERALE SPECIFICO - SPECIFIC TUBULAR SIDE-CASE HOLDER
 PORTE-VAISES LATÉRAUX SPÉCIFIQUE - SPECIFISCHES STAHLROHR-SEITENTRÄGER
 PORTA MALETAS LATERALES ESPECÍFICO

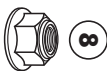
HONDA XL700V '08 TRANSALP

ISTRUZIONI DI MONTAGGIO - MOUNTING INSTRUCTIONS
 INSTRUCCIONES DE MONTAJE - BAUANLEITUNG - INSTRUCCIONES DE MONTAJE



7
VITE TEF M8x5,5mm
 SCREW M8x5,5mm
 VIS M8x5,5mm
 SCHRAUBE M8x5,5mm
 TORNILLO M8x5,5mm

Q.TY n.2



8
WASHER M8
 BOUT M8
 ECRU M8
 MUTTER M8
 TUERCA M8

Q.TY n.2



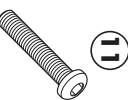
9
DADO Speciale
 VITE M8
 BOUT M8
 ECRU M8
 MUTTER M8
 TUERCA M8

Q.TY n.2

10

COMPONENTI ORIGINALI
 ORIGINAL PARTS
 PARTES ORIGINALES
 ORIGINAL PARTS
 COMPONENTES ORIGINALES

Q.TY n.-





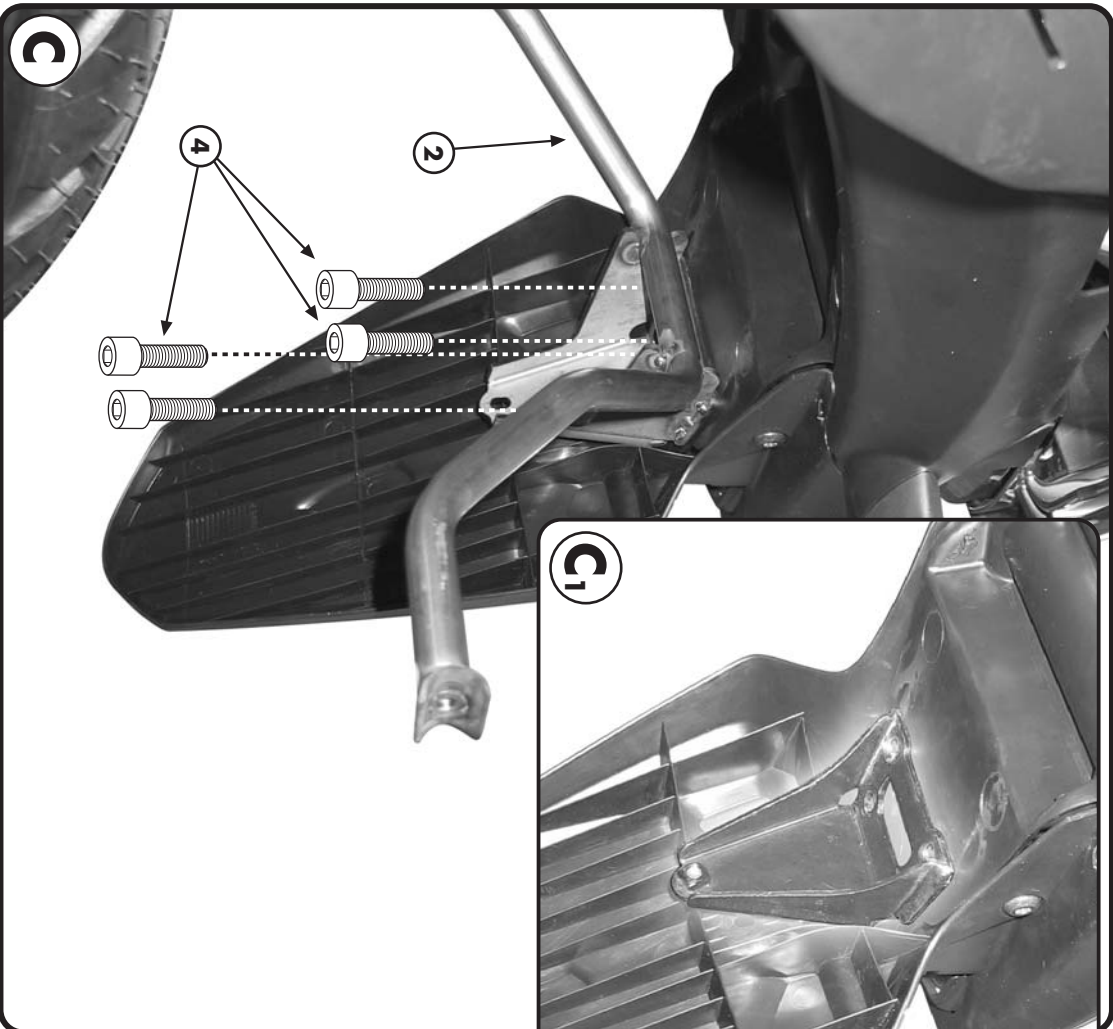
11
VITE TEF M8x5,5mm
 SCREW M8x5,5mm
 VIS M8x5,5mm
 SCHRAUBE M8x5,5mm
 TORNILLO M8x5,5mm

Q.TY n.2



12
RONDELLA Ø8x14mm
 WASHER Ø8x14mm
 RONDELLE Ø8x14mm
 SCHEIBE Ø8x14mm
 ARANDELA Ø8x14mm

Q.TY n.2



PORTAVALLIGIE LATERALE SPECIFICO - SPECIFIC TUBULAR SIDE-CASE HOLDER
PORTE-VALLISES LATÉRAUX SPECIFIQUE - SPEZIFISCHES STAHLROHR-SEITENTRÄGER
PORTA MALETAS LATERALES ESPECIFICO

HONDA XL700V '08 TRANSALP

ISTRUZIONI DI MONTAGGIO - MOUNTING INSTRUCTIONS
INSTRUCTIONS DE MONTAGE - BAUANLEITUNG - INSTRUCCIONES DE MONTAJE

I ISTRUZIONI DI MONTAGGIO

1. MONTARE IL PORTAVALLIGIE LATERALE COME INDICATO NELLE IMMAGINI A, B, C, D.
2. IMMAGINE C: NEL MONTAGGIO ILLUSTRATO IN QUESTA IMMAGINE BISOGNA SOSTITUIRE IL PARTICOLARE ORIGINALE EVIDENZIATO IN FOTOGRAFIA C1 CON IL SUPPORTO PONTE POSTERIORE N°2.
3. CONCLUDERE IL MONTAGGIO CONTROLLANDO CHE TUTTE LE VITI SIANO SERRATE BENE (VITI M6=9,6Nm - VITI M8=23Nm).

GB MOUNTING INSTRUCTIONS

F INSTRUCTIONS DE MONTAGE

D BAUANLEITUNG

ES

INSTRUCCIONES DE MONTAJE