
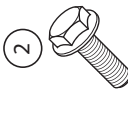
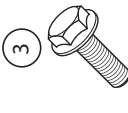
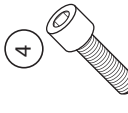
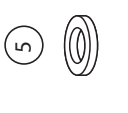
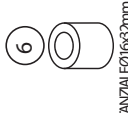

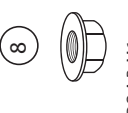
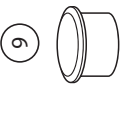
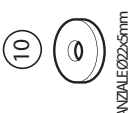


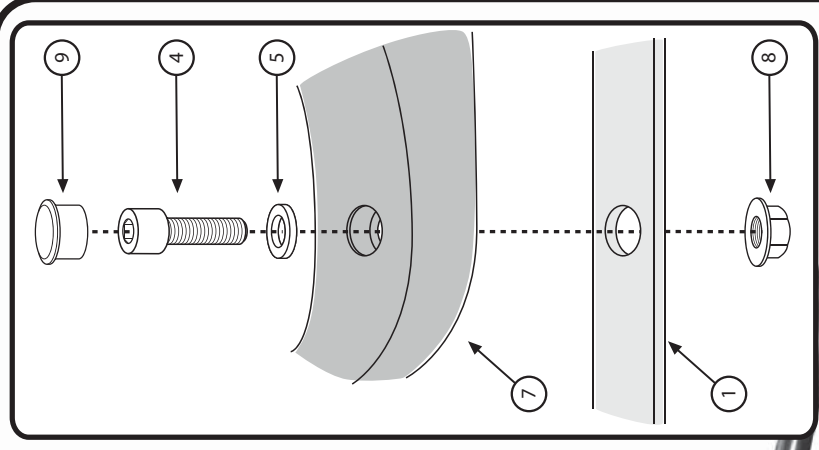
SR5107 - KSR5107

PIASTRA SPECIFICA - SPECIFIC PLATE  
PLATINE SPECIFIQUE - SPECIFISCHE PLATTE - PARRILLA ESPECIFICA

# BMW F650GS - F700GS - F800GS 2008 - 2013

ISTRUZIONI DI MONTAGGIO - MOUNTING INSTRUCTIONS  
INSTRUCCIONES DE MONTAJE - BAUANLEITUNG - INSTRUCCIONES DE MONTAJE

 <p><b>1</b></p> <p>SUPPORTO GL2267 SUPPORT SUPPORT SOPORTE</p> <p><b>Q.TY n.1</b></p>	 <p><b>2</b></p> <p>VITE TEF M8x60mm SCREW M8x60mm SCHRAUBE M8x60mm TORNILLO M8x60mm</p> <p><b>Q.TY n.2</b></p>	 <p><b>3</b></p> <p>VITE TEF M8x55mm SCREW M8x55mm SCHRAUBE M8x55mm TORNILLO M8x55mm</p> <p><b>Q.TY n.2</b></p>	 <p><b>4</b></p> <p>VITE TCEI M6x25mm SCREW VIS SCHRAUBE TORNILLO</p> <p><b>Q.TY n.4</b></p>	 <p><b>5</b></p> <p>RONDELLA Ø6mm WASHER Ø6mm RONDELLE Ø6mm SCHIBE Ø6mm ARANDELA Ø6mm</p> <p><b>Q.TY n.4</b></p>	 <p><b>6</b></p> <p>DISTANZIALE Ø16x82mm SPACER ENTRETOISE DISTANZSTÜCK DISTANCIADOR</p> <p><b>Q.TY n.2</b></p>	 <p><b>7</b></p> <p>PIASTRA MONOKEY PLATE PLATINE PLATE PARRILLA</p> <p><b>Q.TY n.1</b></p>	 <p><b>8</b></p> <p>DADO A.B. M6 BOLT M6 ECROU M6 MUTTER M6 TUERCA M6</p> <p><b>Q.TY n.4</b></p>	 <p><b>9</b></p> <p>COPRIFORO BOLT CAP LETTROU STOP/SLÖCK TAPA AGUJERO</p> <p><b>Q.TY n.6</b></p>	 <p><b>10</b></p> <p>DISTANZIALE Ø22x5mm SPACER ENTRETOISE DISTANZSTÜCK DISTANCIADOR</p> <p><b>Q.TY n.2</b></p>
-------------------------------------------------------------------------------------------------------------------------------------------------------------------------------------------	----------------------------------------------------------------------------------------------------------------------------------------------------------------------------------------------------------------	----------------------------------------------------------------------------------------------------------------------------------------------------------------------------------------------------------------	-------------------------------------------------------------------------------------------------------------------------------------------------------------------------------------------------	---------------------------------------------------------------------------------------------------------------------------------------------------------------------------------------------------------------------	--------------------------------------------------------------------------------------------------------------------------------------------------------------------------------------------------------------------	-------------------------------------------------------------------------------------------------------------------------------------------------------------------------------------------------	------------------------------------------------------------------------------------------------------------------------------------------------------------------------------------------------------	-------------------------------------------------------------------------------------------------------------------------------------------------------------------------------------------------------	----------------------------------------------------------------------------------------------------------------------------------------------------------------------------------------------------------------------



**10**

SOLO CON PORTAVALIGE LATERALE SPECIFICO  
ONLY WITH SPECIFIC TUBULAR SIDE-CASE HOLDER  
SEUL AVEC PORTE-VALISES LATERAUX SPECIFIQUE  
NUR FÜR SPEZIFISCHES STAHLROHR-SEITENTRÄGER  
SOLO CON PORTA-MALETAS LATERAL ESPECIFICO