

ATTACCHI SPECIFICI PER 214DT - SPECIFIC FITTING KIT FOR 214DT.
MONTÁŽNÍ KIT PRO D214

HONDA SILVER WING 600 '01/'03

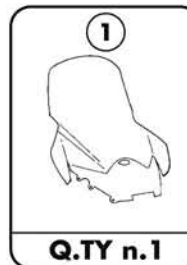
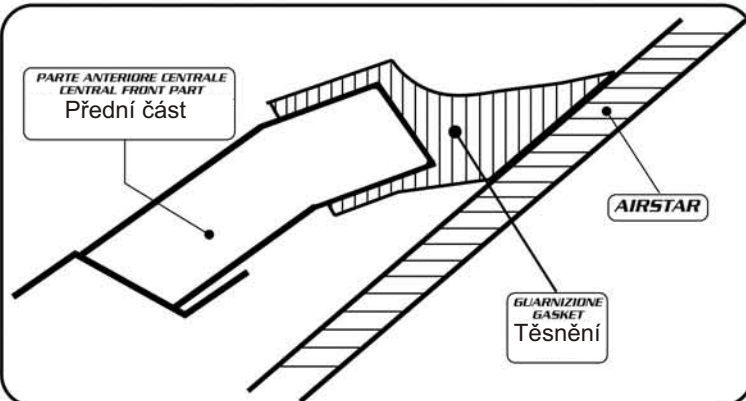
ISTRUZIONI DI MONTAGGIO - MOUNTING INSTRUCTIONS
Montážní návod

© Copyright 27022003-Rev03, 1/1

UTILIZZARE LE PIASTRINE N° 2 COME DIME
DI FORATURA, FISSANDOLE SULLA SCOCCA NEI PUNTI 2 E 4.

THE SMALL PLATES INCLUDED THE MONTAGE-KIT SHOULD BE USED
AS TEMPLATES FOR DRILLING, PLACING THEM ON THE BODYWORK
AND THEN FIXING THEM ON THE POINTS 2 AND 4.



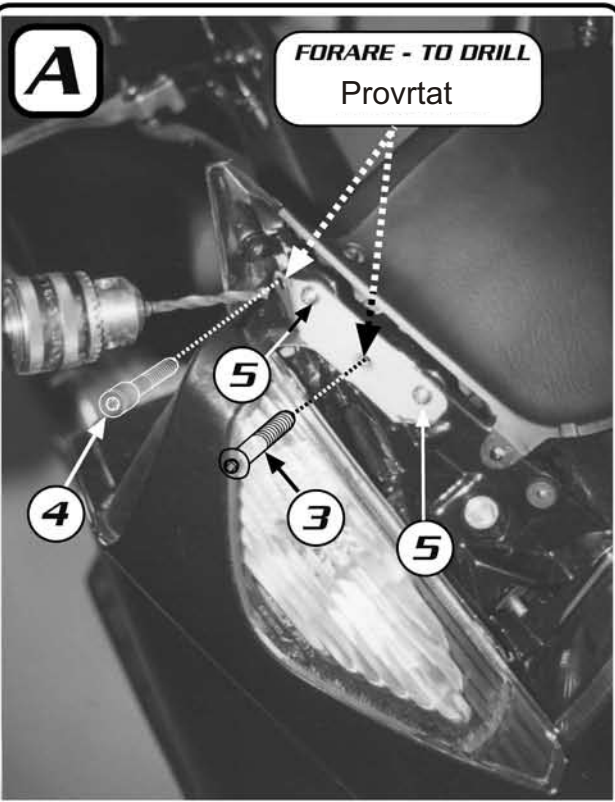
Doporučení: destička může být použita jako
šablona pro jednodušší označení místa
provrtání a upevnění na body 2 a 4.



PER UN CORRETTO MONTAGGIO DEL VETRO D214S,
POSIZIONARE LA GUARNIZIONE COME DA DISEGNO

FOR A CORRECT MOUNTING OF THE D214S SCREEN, PLEASE
PUT THE RUBBER GASKET AS SHOWN IN THE PICTURE.

Pro správnou montáž vložte gumové
těsnění. Stejně jak je ukázáno na obrázku.



ATTENZIONE:
Usare estrema cautela nel
forare al fine di non
danneggiare la sede filettata
posta in corrispondenza
dietro la parte in plastica.

ATTENTION:
Drill into the points 1 and 2
with extreme caution, since
the thread in the back could
be damaged

UPOZORNĚNÍ
Vrtejte do bodů 1 a 2 s
extrémní opatností,
vzhledem k tomu, že by
závit mohl být poškozen.